
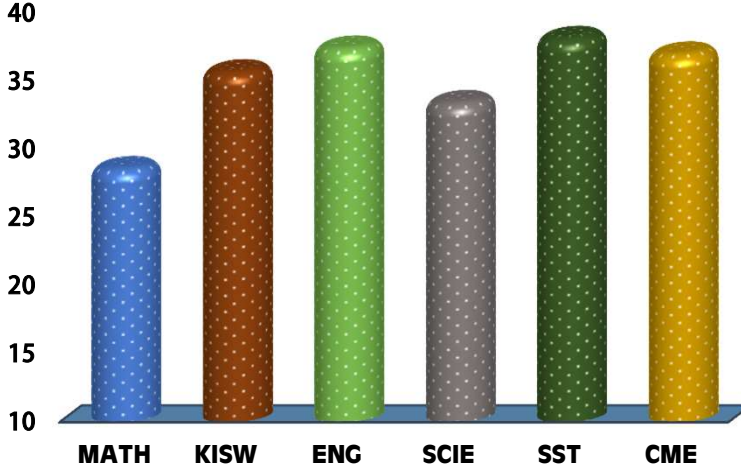


	KIBAHA INDEPENDENT				
REGION: PWANI	SCHOOL AVERAGE:	35.0	DISTRICT: KIBAHA		
SUBJECT AND GRADE PERFORMANCE ANALYSIS					
SUBJECT RANKING					
SOCIAL STUDIES	38.0	76%	1		
ENGLISH	37.3	75%	2		
CIVIC AND MORAL EDUCATION	36.9	74%	3		
KISWAHILI	35.6	71%	4		
SCIENCE	33.4	67%	5		
MATHEMATICS	28.5	57%	6		
SUBJECT GRADE ANALYSIS					
SUBJECT/GRADE	A	B	C	D	F
MATHEMATICS	16	18	15	16	0
KISWAHILI	15	44	12	0	0
ENGLISH	29	28	13	1	0
SCIENCE	15	32	12	12	0
SOCIAL STUDIES	27	38	6	0	0
CIVIC AND MORAL	35	21	11	4	0
OVERALL GRADE ANALYSIS					
A	17	71	21%		
B	35		43%		
C	17		21%		
D	2		2%		
F	0		0%		
CHART SUBJECT ANALYSIS					
					
BOYS VS GIRLS PERFORMANCE					
	SAT		SAT	TOTAL	
	26		45	71	
33%		36%			
SEATED		71	100%		
ABSENTEES		0	0%		
PASSED		69	97%		
FAILED		2	3%		

NO	NAME	SEX	MATH		KISW		ENG		SCI		SST		CME		TOTAL	AVG	GRADE	POS
1	BEATRICE ALEX NTILLA	F	50	A	45	A	50	A	46	A	47	A	47	A	285	47.5	A	1
2	JERYN VICENT KAYOMBO	M	50	A	44	A	46	A	47	A	46	A	47	A	280	46.7	A	2
3	HARIETH FELIX KAPINGA	F	47	A	46	A	48	A	44	A	43	A	45	A	273	45.5	A	3
4	ISON GREYSON MCHAKI	M	47	A	42	A	46	A	43	A	47	A	45	A	270	45.0	A	4
5	LABAN KAIJAGE LAMBATH	M	48	A	38	B	45	A	45	A	46	A	47	A	269	44.8	A	5
6	ALIDA JEROEN VANLAAR	F	47	A	39	B	46	A	45	A	45	A	45	A	267	44.5	A	6
7	NASRA LUTH BASHIRI	F	45	A	43	A	46	A	45	A	41	A	43	A	263	43.8	A	7
8	GRACE ARBOGAST TARIMO	F	48	A	42	A	44	A	43	A	43	A	42	A	262	43.7	A	8.5
9	MERCY KANDORE MAKAREBE	F	43	A	44	A	42	A	43	A	45	A	45	A	262	43.7	A	8.5
10	CAREN ERICK NDAGAMSO	F	44	A	38	B	46	A	40	B	44	A	46	A	258	43.0	A	10
11	NATALIA DENIS ISSA	F	37	B	42	A	45	A	45	A	45	A	41	A	255	42.5	A	11
12	SALHATY ALLY HAMIS	F	38	B	44	A	47	A	43	A	41	A	40	B	253	42.2	A	12
13	WARDA RAMADHAN RASHID	F	45	A	41	A	41	A	39	B	43	A	43	A	252	42.0	A	13
14	ANGEL JOSEPHAT MNGOYA	F	41	A	37	B	47	A	39	B	44	A	43	A	251	41.8	A	14
15	FRANK CHARLES MWAKALOSI	M	44	A	36	B	47	A	39	B	43	A	41	A	250	41.7	A	15
16	ELIZABETH STEPHANO MBENA	F	41	A	41	A	43	A	42	A	39	B	40	B	246	41.0	A	16
17	EVA ERICK MRISHO	F	40	B	39	B	41	A	44	A	41	A	38	B	243	40.5	A	17
18	MAGRETH SHEDRACK SIMIYU	F	37	B	38	B	41	A	40	B	43	A	42	A	241	40.2	B	18
19	RAQEL ABDILLAH KASIM	F	42	A	36	B	44	A	43	A	38	B	37	B	240	40.0	B	20
20	JANE MICHAEL MJIKA	F	38	B	37	B	42	A	40	B	42	A	41	A	240	40.0	B	20
21	RAYA SALIM KOMBO	F	32	B	37	B	44	A	40	B	41	A	45	A	239	39.8	B	21
22	YASSIR YUSUPH MWINYI	M	31	B	42	A	39	B	36	B	43	A	43	A	234	39.0	B	22
23	JOSEPH GEORGE KAPOLESYA	M	33	B	41	A	41	A	38	B	38	B	42	A	233	38.8	B	24
24	SHADYA ABDALLAH MPWAGI	F	27	C	39	B	44	A	38	B	39	B	46	A	233	38.8	B	24
25	BRIGHTON RAPHAEL JUSTINE	M	36	B	37	B	37	B	40	B	39	B	43	A	232	38.7	B	25

NO	NAME	SEX	MATH		KISW		ENG		SCI		SST		CME		TOTAL	AVG	GRADE	POS
26	NANCY HASSAN LIPIKA	F	35	B	36	B	43	A	37	B	39	B	41	A	231	38.5	B	27
27	BRIGHT VICENT SINKAMBA	M	34	B	38	B	40	B	36	B	40	B	43	A	231	38.5	B	27
28	MIRAJI SHABAN SAID	M	41	A	38	B	37	B	32	B	41	A	41	A	230	38.3	B	28
29	HARUNI SOKORO NYAGATA	M	36	B	34	B	41	A	34	B	37	B	47	A	229	38.2	B	29
30	JONATHAN SIMON MAMBA	M	36	B	39	B	36	B	36	B	41	A	40	B	228	38.0	B	31
31	NURHAT AMOUR ALI	F	33	B	41	A	40	B	35	B	38	B	41	A	228	38.0	B	31
32	MARIA PATRICK MATOZI	F	30	C	39	B	39	B	37	B	38	B	43	A	226	37.7	B	32
33	GAUDENSIA EDGER MFUNGO	F	27	C	36	B	35	B	41	A	44	A	41	A	224	37.3	B	34
34	CATHERINE PETER MHINA	F	16	D	42	A	43	A	40	B	40	B	43	A	224	37.3	B	34
35	LOYCE ABEL MUSSA	F	26	C	37	B	38	B	40	B	41	A	41	A	223	37.2	B	35
36	RAHIM SALIM KOMBO	M	33	B	38	B	35	B	39	B	38	B	38	B	221	36.8	B	36
37	CAREN EMMANUEL BENJAMIN	F	24	C	39	B	39	B	39	B	38	B	40	B	219	36.5	B	37
38	SAID AMRI NGALABA	M	21	C	36	B	40	B	39	B	38	B	41	A	215	35.8	B	39
39	BRIGHT ELIPHAS MOLLEL	F	34	B	30	C	37	B	30	C	41	A	43	A	215	35.8	B	39
40	KIBIBI JUMA MOHAMED	F	30	C	32	B	43	A	36	B	37	B	35	B	213	35.5	B	41
41	MAUREEN ALEX MSILU	F	28	C	34	B	37	B	31	B	39	B	44	A	213	35.5	B	41
42	JONATHAN JOHN MMAS	M	28	C	33	B	35	B	35	B	41	A	40	B	212	35.3	B	42
43	SHAKIRA SHABANI MGAZA	F	23	C	36	B	38	B	30	C	39	B	41	A	207	34.5	B	43
44	CAREN BROWN MWAMBANDE	F	32	B	34	B	38	B	36	B	31	B	35	B	206	34.3	B	44
45	FRANK SAMWEL MANG'ERA	M	31	B	34	B	35	B	36	B	32	B	36	B	204	34.0	B	45
46	MULHAT ALMAS MUSSA	F	11	D	32	B	41	A	35	B	43	A	41	A	203	33.8	B	46
47	VERENA YUSUPH NG'UMBI	F	25	C	40	B	27	C	35	B	36	B	35	B	198	33.0	B	47
48	DERICK FRANK MWAIKATALE	M	18	D	35	B	37	B	36	B	34	B	35	B	195	32.5	B	48
49	LUSAKO HALIFA MWAKALEBELA	M	25	C	32	B	34	B	29	C	38	B	36	B	194	32.3	B	49
50	PERPETUA ONESMO MALATA	F	15	D	31	B	37	B	35	B	37	B	38	B	193	32.2	B	50

NO	NAME	SEX	MATH		KISW		ENG		SCI		SST		CME		TOTAL	AVG	GRADE	POS
51	NEEMA DONALD KALAMBA	F	21	C	36	B	39	B	27	C	35	B	32	B	190	31.7	B	51
52	GIFT GOODLUCK MOLLEL	F	18	D	37	B	41	A	23	C	32	B	34	B	185	30.8	B	52
53	JEMIMA VICENT PARADISE	F	13	D	34	B	40	B	28	C	37	B	30	C	182	30.3	C	53
54	EDRICK IDD BAKARI	M	27	C	34	B	23	C	29	C	36	B	31	B	180	30.0	C	54
55	JOYCE DENIS GWARU	F	19	D	39	B	25	C	23	C	35	B	25	C	166	27.7	C	56
56	LILIAN JAPHET LUBWAZA	F	16	D	35	B	35	B	20	D	30	C	30	C	166	27.7	C	56
57	GERALD GERMANUS MASIVA	M	13	D	33	B	32	B	22	C	30	C	35	B	165	27.5	C	57
58	JAHRA JAFAR JUMA	F	12	D	33	B	37	B	18	D	33	B	31	B	164	27.3	C	58
59	BELINDA ALPHERIO RAMBAU	F	20	D	31	B	31	B	15	D	32	B	31	B	160	26.7	C	59
60	ABDULKARIM RAJABU DUGIRO	M	17	D	23	C	28	C	27	C	32	B	28	C	155	25.8	C	60
61	GLADNESS DESDERY MSONGANZILA	F	7	E	23	C	35	B	30	C	37	B	22	C	154	25.7	C	61
62	OLIVU PASCAL MWAKINGA	M	9	E	31	B	25	C	25	C	28	C	27	C	145	24.2	C	62
63	HASSANI ADINANI HASSANI	M	29	C	24	C	22	C	15	D	32	B	19	D	141	23.5	C	63
64	RAHIM YAHAYA IDD	M	11	D	28	C	24	C	19	D	37	B	21	C	140	23.3	C	64
65	CATHERINE CHRISTOPHER LUPEMBE	F	13	D	29	C	22	C	20	D	31	B	21	C	136	22.7	C	65
66	CHRISTINA CELVIN KIONDA	F	7	E	24	C	29	C	16	D	31	B	28	C	135	22.5	C	66
67	BAKARI ATHUMANI MSUYA	M	14	D	22	C	21	C	18	D	35	B	22	C	132	22.0	C	67
68	JOHARI NICODEMUS LUPILI	F	13	D	28	C	24	C	19	D	31	B	16	D	131	21.8	C	68
69	ELISHA GODWIN KWEKA	M	9	E	29	C	23	C	15	D	25	C	24	C	125	20.8	C	69
70	MIRIAM MICHAEL MARTIN	F	8	E	21	C	28	C	12	D	29	C	18	D	116	19.3	D	70
71	ADAM SALIM MNDOLWA	M	6	E	30	C	20	D	11	D	26	C	19	D	112	18.7	D	71